

# SMT Unshielded Power Inductors


## GS3011 / GS32 / GS43 / GS5019 / GS52 / GS53 GS54 / GS73 / GS75 / GS104 / GS105

### Features (特長)

- Open Magnetic circuit construction (開磁路構造設計)
- Compact and thin (輕便薄小)
- Put the electrode with ferrite core directly, a small surface area allow a high mounting density. (直接電極設計、降低零件高度)

### Applications (用途)

- VTR, OA equipment, LCD television set, Notebook, portable communication equipments, DC/DC converters, etc.. (錄放影機、OA 儀器、液晶電視、筆記型電腦、小型通信機器、直流轉換器等)



### Product Identification (產品識別)

GS32 - \_\_\_\_\_ (Ex. GS32-1R0M)

1          2          3

1. SMT Unshielded Power Inductors (開放式功率電感)

(GS3011, GS32, GS43, GS5019, GS52, GS53, GS54, GS73, GS75, GS104, GS105)

2. Inductance (電感值)

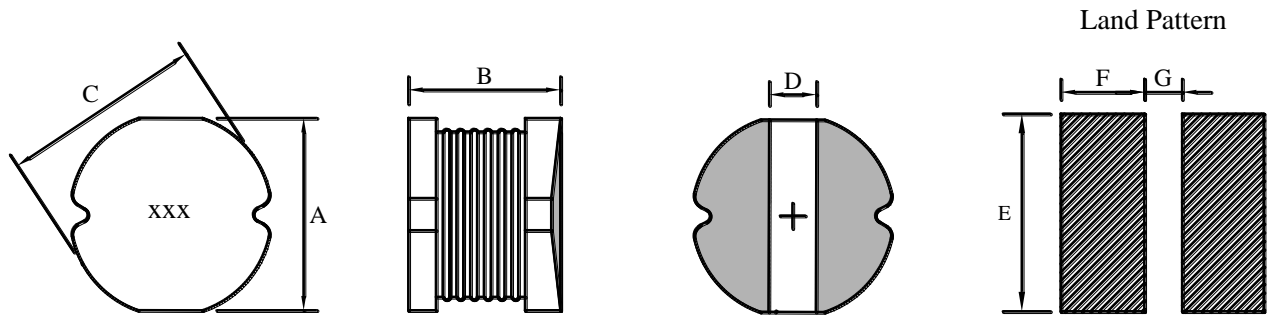
3. Tolerance (誤差值) ( 參照表 J 5%, K 10%, L 15%, M 20%, N 30% )

# SMT Unshielded Power Inductors

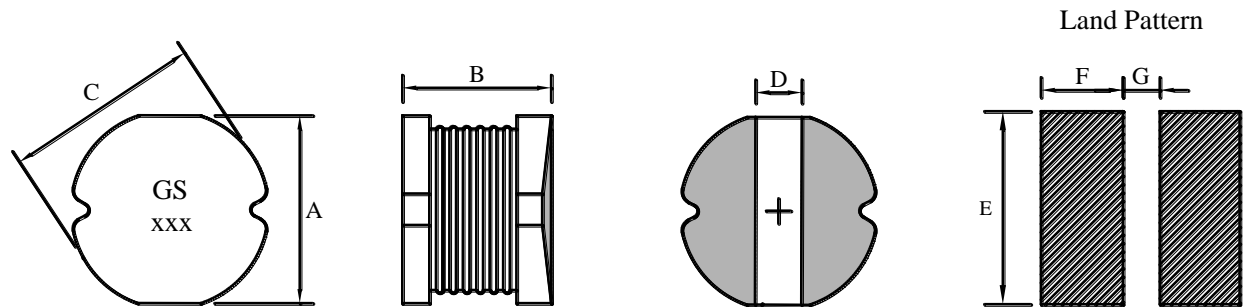
## GS3011 / GS32 / GS43 / GS5019 / GS52 / GS53 GS54 / GS73 / GS75 / GS104 / GS105

Configurations & Dimensions (結構圖及規格尺寸)

GS3011 / GS32 / GS43



GS5019 / GS52 / GS53 / GS54 / GS73 / GS75 / GS104 / GS105



Unit In mm

Type (型式)	A $\pm 0.3$	B	$\varnothing$ C $\pm 0.3$	D Typ.	E	F	G
GS3011	3.0	1.2(max)	3.5	1.0	3.5	1.60	0.8
GS32	3.0	2.3(max)	3.5	1.2	3.5	1.60	0.8
GS43	4.0	3.2 $\pm 0.3$	4.5	1.5	4.5	2.10	0.8
GS5019	5.2	1.9(max)	5.8	2.0	5.5	2.25	1.5
GS52	5.2	2.5 $\pm 0.3$	5.8	2.0	5.5	2.25	1.5
GS53	5.2	3.0 $\pm 0.3$	5.8	2.0	5.5	2.25	1.5
GS54	5.2	4.5 $\pm 0.3$	5.8	2.0	5.5	2.25	1.5
GS73	7.0	3.5 $\pm 0.3$	7.8	2.5	7.5	3.05	1.9
GS75	7.0	5.0 $\pm 0.3$	7.8	2.5	7.5	3.05	1.9
GS104	9.0	4.0 $\pm 0.3$	10.0	2.9	9.5	3.65	2.5
GS105	9.0	5.4 $\pm 0.3$	10.0	2.9	9.5	3.65	2.5

♣ Design as Customer's Requested Specifications. (可依客戶特殊需求設計)

# SMT Unshielded Power Inductors

## GS3011

Electrical Characteristics for GS3011 Series [GS3011 系列電子特性規格]

Part Number 產品料號	Inductance ( $\mu$ H) 電感值 (L)	Test Freq. (Hz) 測試頻率	DCR ( $\Omega$ ) (max) 直流阻抗	IDC (A) (max) 定格電流
GS3011 – 1R0M	1.00	100K	0.110	0.90
GS3011 – 2R2M	2.20	100K	0.140	1.14
GS3011 – 3R3M	3.30	100K	0.210	0.85
GS3011 – 3R9M	3.90	100K	0.255	0.84
GS3011 – 4R7M	4.70	100K	0.300	0.83
GS3011 – 5R6M	5.60	100K	0.370	0.80
GS3011 – 6R8M	6.80	100K	0.380	0.72
GS3011 – 8R2M	8.20	100K	0.568	0.80
GS3011 – 100K	10.00	100K	0.550	0.75
GS3011 – 120K	12.00	100K	0.750	0.70
GS3011 – 150K	15.00	100K	0.800	0.64
GS3011 – 180K	18.00	100K	1.000	0.50
GS3011 – 220K	22.00	100K	1.500	0.42
GS3011 – 330K	33.00	100K	1.800	0.35
GS3011 – 390K	39.00	100K	3.000	0.32
GS3011 – 470K	47.00	100K	2.500	0.30
GS3011 – 560K	56.00	100K	3.000	0.28
GS3011 – 680K	68.00	100K	4.000	0.25
GS3011 – 101K	100.00	100K	6.500	0.20

※Test Freq. : 100KHz / 0.1V.

※Operating Temp. :  $-40^{\circ}\text{C} \sim +125^{\circ}\text{C}$

※Inductance drop = 10% typ. at IDC.

※Storage Temperature&Humidity :  $\leq 40^{\circ}\text{C}$  & 70% RH maximum

# SMT Unshielded Power Inductors

## GS32

Electrical Characteristics for GS32 Series [GS32 系列電子特性規格]

Part Number 產品料號	Inductance ( $\mu$ H) 電感值 (L)	Test Freq. (Hz) 測試頻率	DCR ( $\Omega$ ) (max) 直流阻抗	IDC (A) (max) 定格電流
GS32 – 1R0M	1.00	100K	0.045	2.20
GS32 – 1R2M	1.20	100K	0.050	2.10
GS32 – 1R5M	1.50	100K	0.055	1.70
GS32 – 1R8M	1.80	100K	0.070	1.65
GS32 – 2R2M	2.20	100K	0.085	1.60
GS32 – 2R7M	2.70	100K	0.100	1.40
GS32 – 3R3M	3.30	100K	0.120	1.05
GS32 – 3R9M	3.90	100K	0.125	1.00
GS32 – 4R7M	4.70	100K	0.135	1.00
GS32 – 5R6M	5.60	100K	0.145	0.95
GS32 – 6R8M	6.80	100K	0.200	0.95
GS32 – 8R2M	8.20	100K	0.250	0.92
GS32 – 100K	10.00	100K	0.320	0.90
GS32 – 120K	12.00	100K	0.350	0.85
GS32 – 150K	15.00	100K	0.460	0.75
GS32 – 180K	18.00	100K	0.520	0.70
GS32 – 220K	22.00	100K	0.650	0.60
GS32 – 270K	27.00	100K	0.750	0.55
GS32 – 330K	33.00	100K	0.920	0.50
GS32 – 390K	39.00	100K	1.000	0.48
GS32 – 470K	47.00	100K	1.150	0.45
GS32 – 560K	56.00	100K	1.500	0.30
GS32 – 680K	68.00	100K	2.000	0.26
GS32 – 820K	82.00	100K	2.150	0.23
GS32 – 101K	100.00	100K	2.500	0.20
GS32 – 121K	120.00	100K	3.400	0.18
GS32 – 151K	150.00	100K	4.200	0.16
GS32 – 181K	180.00	100K	4.500	0.15
GS32 – 221K	220.00	100K	5.100	0.14
GS32 – 271K	270.00	100K	8.500	0.10
GS32 – 331K	330.00	100K	9.500	0.09

※Test Freq. : 100KHz / 0.1V.

※Operating Temp. :  $-40^{\circ}\text{C} \sim +125^{\circ}\text{C}$

※Inductance drop = 10% typ. at IDC.

※Storage Temperature&Humidity :  $\leq 40^{\circ}\text{C}$  & 70% RH maximum

# SMT Unshielded Power Inductors

## GS43

Electrical Characteristics for GS43 Series [GS43 系列電子特性規格]

Part Number 產品料號	Inductance ( $\mu$ H) 電感值 (L)	Test Freq. (Hz) 測試頻率	DCR ( $\Omega$ ) (max) 直流阻抗	IDC (A) (max) 定格電流
GS43 – 1R0M	1.00	7.96 M	0.033	3.80
GS43 – 1R4M	1.40	7.96 M	0.038	3.30
GS43 – 1R8M	1.80	7.96 M	0.042	2.91
GS43 – 2R2M	2.20	7.96 M	0.047	2.60
GS43 – 2R7M	2.70	7.96 M	0.052	2.43
GS43 – 3R3M	3.30	7.96 M	0.058	2.15
GS43 – 3R9M	3.90	7.96 M	0.076	1.98
GS43 – 4R7M	4.70	7.96 M	0.094	1.70
GS43 – 5R6M	5.60	7.96 M	0.101	1.60
GS43 – 6R8M	6.80	7.96 M	0.117	1.41
GS43 – 8R2M	8.20	7.96 M	0.132	1.26
GS43 – 100K	10.00	2.52 M	0.182	1.15
GS43 – 120K	12.00	2.52 M	0.210	1.05
GS43 – 150K	15.00	2.52 M	0.235	0.92
GS43 – 180K	18.00	2.52 M	0.338	0.84
GS43 – 220K	22.00	2.52 M	0.378	0.76
GS43 – 270K	27.00	2.52 M	0.522	0.71
GS43 – 330K	33.00	2.52 M	0.540	0.64
GS43 – 390K	39.00	2.52 M	0.587	0.59
GS43 – 470K	47.00	2.52 M	0.844	0.54
GS43 – 560K	56.00	2.52 M	0.937	0.50
GS43 – 680K	68.00	2.52 M	1.117	0.46
GS43 – 820K	82.00	1 K	1.345	0.45
GS43 – 101K	100.00	1 K	1.520	0.44
GS43 – 121K	120.00	1 K	1.800	0.43
GS43 – 151K	150.00	1 K	2.000	0.42
GS43 – 181K	180.00	1 K	3.200	0.38
GS43 – 221K	220.00	1 K	3.400	0.36
GS43 – 271K	270.00	1 K	3.900	0.34
GS43 – 331K	330.00	1 K	5.300	0.28
GS43 – 391K	390.00	1 K	5.900	0.24
GS43 – 471K	470.00	1 K	6.800	0.21
GS43 – 561K	560.00	1 K	8.500	0.20
GS43 – 681K	680.00	1 K	10.000	0.18
GS43 – 821K	820.00	1 K	13.400	0.15
GS43 – 102K	1000.00	1 K	15.600	0.14

※820 ~ 102 Test Freq. : 1KHz / 0.25V

※Operating Temp. :  $-40^{\circ}\text{C} \sim +125^{\circ}\text{C}$

※Inductance drop = 10% typ. at IDC.

※Storage Temperature & Humidity :  $\leq 40^{\circ}\text{C}$  & 70% RH maximum

# SMT Unshielded Power Inductors

## GS5019

Electrical Characteristics for GS5019 Series [GS5019 系列電子特性規格]

Part Number 產品料號	Inductance ( $\mu$ H) 電感值 (L)	Test Freq. (Hz) 測試頻率	DCR ( $\Omega$ ) (max) 直流阻抗	IDC (A) (max) 定格電流
GS5019 – 1R0M	1.00	100K	0.0234	3.00
GS5019 – 2R2M	2.20	100K	0.0500	2.00
GS5019 – 3R3M	3.30	100K	0.0604	1.60
GS5019 – 3R9M	3.90	100K	0.0800	1.50
GS5019 – 4R7M	4.70	100K	0.0950	1.40
GS5019 – 6R8M	6.80	100K	0.1220	1.20
GS5019 – 100K	10.00	100K	0.1780	0.90
GS5019 – 220K	22.00	100K	0.3800	0.68
GS5019 – 330K	33.00	100K	0.5400	0.55
GS5019 – 470K	47.00	100K	0.7800	0.40
GS5019 – 560K	56.00	100K	0.9670	0.35
GS5019 – 101K	100.00	100K	1.6070	0.30
GS5019 – 121K	120.00	100K	2.2000	0.28
GS5019 – 151K	150.00	100K	2.5500	0.23
GS5019 – 181K	180.00	100K	3.1850	0.20
GS5019 – 221K	220.00	100K	3.4500	0.18
GS5019 – 271K	330.00	100K	4.2000	0.16

※Test Freq. : 100KHz / 0.1V.

※Operating Temp. :  $-40^{\circ}\text{C} \sim +125^{\circ}\text{C}$

※Inductance drop = 10% typ. at IDC.

※ $\Delta T=40^{\circ}\text{C}$  rise at IDC

※Storage Temperature&Humidity :  $\leq 40^{\circ}\text{C}$  & 70% RH maximum

# SMT Unshielded Power Inductors

## GS52

Electrical Characteristics for GS52 Series [GS52 系列電子特性規格]

Part Number 產品料號	Inductance ( $\mu$ H) 電感值 (L)	Test Freq. (Hz) 測試頻率	DCR ( $\Omega$ ) (max) 直流阻抗	IDC (A) (max) 定格電流
GS52 – 1R2M	1.20	100K	0.050	4.20
GS52 – 1R5M	1.50	100K	0.060	4.00
GS52 – 1R8M	1.80	100K	0.065	3.70
GS52 – 2R2M	2.20	100K	0.070	3.50
GS52 – 2R7M	2.70	100K	0.080	3.20
GS52 – 3R3M	3.30	100K	0.100	2.70
GS52 – 3R9M	3.90	100K	0.120	2.40
GS52 – 4R7M	4.70	100K	0.140	2.00
GS52 – 5R6M	5.60	100K	0.150	1.80
GS52 – 6R8M	6.80	100K	0.160	1.50
GS52 – 8R2M	8.20	100K	0.170	1.40
GS52 – 100K	10.00	100K	0.200	1.30
GS52 – 120K	12.00	100K	0.230	1.10
GS52 – 150K	15.00	100K	0.250	1.05
GS52 – 180K	18.00	100K	0.300	1.00
GS52 – 220K	22.00	100K	0.350	0.90
GS52 – 270K	27.00	100K	0.400	0.85
GS52 – 330K	33.00	100K	0.500	0.75
GS52 – 390K	39.00	100K	0.550	0.70
GS52 – 470K	47.00	100K	0.650	0.60
GS52 – 560K	56.00	100K	0.750	0.55
GS52 – 680K	68.00	100K	0.950	0.50
GS52 – 820K	82.00	100K	1.200	0.45
GS52 – 101K	100.00	100K	1.400	0.40
GS52 – 121K	120.00	100K	1.750	0.35
GS52 – 151K	150.00	100K	2.000	0.25
GS52 – 181K	180.00	100K	2.600	0.22
GS52 – 221K	220.00	100K	3.000	0.20
GS52 – 271K	270.00	100K	3.700	0.18
GS52 – 331K	330.00	100K	4.300	0.17
GS52 – 391K	390.00	100K	6.000	0.16
GS52 – 471K	470.00	100K	6.700	0.15

※Test Freq. : 100KHz / 0.1V.

※Operating Temp. :  $-40^{\circ}\text{C} \sim +125^{\circ}\text{C}$

※Inductance drop = 10% typ. at IDC.

※Storage Temperature&Humidity :  $\leq 40^{\circ}\text{C}$  & 70% RH maximum



# SMT Unshielded Power Inductors

## GS53

Electrical Characteristics for GS53 Series [GS53 系列電子特性規格]

Part Number 產品料號	Inductance ( $\mu$ H) 電感值 (L)	Test Freq. (Hz) 測試頻率	DCR ( $\Omega$ ) (max) 直流阻抗	IDC (A) (max) 定格電流
GS53 – 1R0M	1.00	7.96 M	0.030	4.50
GS53 – 1R2M	1.20	7.96 M	0.030	4.20
GS53 – 1R5M	1.50	7.96 M	0.030	4.10
GS53 – 1R8M	1.80	7.96 M	0.030	3.70
GS53 – 2R2M	2.20	7.96 M	0.030	3.50
GS53 – 2R7M	2.70	7.96 M	0.040	3.20
GS53 – 3R3M	3.30	7.96 M	0.050	2.80
GS53 – 3R9M	3.90	7.96 M	0.060	2.60
GS53 – 4R7M	4.70	7.96 M	0.070	2.50
GS53 – 5R6M	5.60	7.96 M	0.080	2.40
GS53 – 6R8M	6.80	7.96 M	0.090	2.20
GS53 – 8R2M	8.20	7.96 M	0.100	2.00
GS53 – 100K	10.00	2.52 M	0.120	1.80
GS53 – 120K	12.00	2.52 M	0.130	1.75
GS53 – 150K	15.00	2.52 M	0.150	1.70
GS53 – 180K	18.00	2.52 M	0.180	1.60
GS53 – 220K	22.00	2.52 M	0.220	1.50
GS53 – 270K	27.00	2.52 M	0.240	1.40
GS53 – 330K	33.00	2.52 M	0.300	1.10
GS53 – 390K	39.00	2.52 M	0.400	1.00
GS53 – 470K	47.00	2.52 M	0.430	0.90
GS53 – 560K	56.00	2.52 M	0.500	0.85
GS53 – 680K	68.00	2.52 M	0.600	0.80
GS53 – 820K	82.00	2.52 M	0.800	0.65
GS53 – 101K	100.00	1 K	0.900	0.60
GS53 – 121K	120.00	1 K	1.000	0.58
GS53 – 151K	150.00	1 K	1.300	0.43
GS53 – 181K	180.00	1 K	1.500	0.41
GS53 – 221K	220.00	1 K	2.000	0.38
GS53 – 271K	270.00	1 K	2.500	0.35
GS53 – 331K	330.00	1 K	3.200	0.28
GS53 – 391K	390.00	1 K	3.500	0.26
GS53 – 471K	470.00	1 K	4.200	0.20
GS53 – 561K	560.00	1 K	4.500	0.19
GS53 – 681K	680.00	1 K	6.000	0.18
GS53 – 821K	820.00	1 K	6.500	0.15
GS53 – 102K	1000.00	1 K	8.000	0.13

※101~102 Test Freq. : 1KHz / 0.25V

※Operating Temp. :  $-40^{\circ}\text{C} \sim +125^{\circ}\text{C}$

※Inductance drop = 10% typ. at IDC.

※Storage Temperature&Humidity :  $\leq 40^{\circ}\text{C}$  & 70% RH maximum

# SMT Unshielded Power Inductors

## GS54

Electrical Characteristics for GS54 Series [GS54 系列電子特性規格]

Part Number 產品料號	Inductance ( $\mu$ H) 電感值 (L)	Test Freq. (Hz) 測試頻率	DCR ( $\Omega$ ) (max) 直流阻抗	IDC (A) (max) 定格電流
GS54 – 1R0M	1.00	7.96 M	0.015	5.90
GS54 – 1R2M	1.20	7.96 M	0.020	5.20
GS54 – 1R5M	1.50	7.96 M	0.025	4.70
GS54 – 1R8M	1.80	7.96 M	0.030	4.00
GS54 – 2R2M	2.20	7.96 M	0.035	3.80
GS54 – 2R7M	2.70	7.96 M	0.040	3.40
GS54 – 3R3M	3.30	7.96 M	0.045	3.30
GS54 – 3R9M	3.90	7.96 M	0.050	2.90
GS54 – 4R7M	4.70	7.96 M	0.060	2.80
GS54 – 5R6M	5.60	7.96 M	0.070	2.40
GS54 – 6R8M	6.80	7.96 M	0.080	2.10
GS54 – 8R2M	8.20	7.96 M	0.090	2.00
GS54 – 100K	10.00	2.52 M	0.100	1.44
GS54 – 120K	12.00	2.52 M	0.120	1.40
GS54 – 150K	15.00	2.52 M	0.140	1.30
GS54 – 180K	18.00	2.52 M	0.150	1.23
GS54 – 220K	22.00	2.52 M	0.180	1.11
GS54 – 270K	27.00	2.52 M	0.200	0.97
GS54 – 330K	33.00	2.52 M	0.230	0.88
GS54 – 390K	39.00	2.52 M	0.320	0.80
GS54 – 470K	47.00	2.52 M	0.370	0.72
GS54 – 560K	56.00	2.52 M	0.420	0.68
GS54 – 680K	68.00	2.52 M	0.460	0.61
GS54 – 820K	82.00	2.52 M	0.600	0.58
GS54 – 101K	100.00	1 K	0.700	0.52
GS54 – 121K	120.00	1 K	0.930	0.48
GS54 – 151K	150.00	1 K	1.100	0.40
GS54 – 181K	180.00	1 K	1.380	0.38
GS54 – 221K	220.00	1 K	1.570	0.35
GS54 – 271K	270.00	1 K	1.650	0.32
GS54 – 331K	330.00	1 K	1.700	0.28
GS54 – 391K	390.00	1 K	1.800	0.26
GS54 – 471K	470.00	1 K	2.300	0.23
GS54 – 561K	560.00	1 K	2.500	0.20
GS54 – 681K	680.00	1 K	3.000	0.19
GS54 – 821K	820.00	1 K	4.500	0.16
GS54 – 102K	1000.00	1 K	4.800	0.14

※101~102 Test Freq. : 1KHz / 0.25V

※Operating Temp. :  $-40^{\circ}\text{C} \sim +125^{\circ}\text{C}$

※Inductance drop = 10% typ. at IDC.

※Storage Temperature&Humidity :  $\leq 40^{\circ}\text{C}$  & 70% RH maximum

# SMT Unshielded Power Inductors

## GS73

Electrical Characteristics for GS73 Series [GS73 系列電子特性規格]

Part Number 產品料號	Inductance ( $\mu$ H) 電感值 (L)	Test Freq. (Hz) 測試頻率	DCR ( $\Omega$ ) (max) 直流阻抗	IDC (A) (max) 定格電流
GS73 – 100K	10.00	2.52 M	0.080	1.44
GS73 – 120K	12.00	2.52 M	0.090	1.39
GS73 – 150K	15.00	2.52 M	0.100	1.24
GS73 – 180K	18.00	2.52 M	0.110	1.12
GS73 – 220K	22.00	2.52 M	0.130	1.07
GS73 – 270K	27.00	2.52 M	0.150	0.94
GS73 – 330K	33.00	2.52 M	0.170	0.85
GS73 – 390K	39.00	2.52 M	0.220	0.74
GS73 – 470K	47.00	2.52 M	0.250	0.68
GS73 – 560K	56.00	2.52 M	0.280	0.64
GS73 – 680K	68.00	2.52 M	0.330	0.59
GS73 – 820K	82.00	2.52 M	0.410	0.54
GS73 – 101K	100.00	1 K	0.480	0.51
GS73 – 121K	120.00	1 K	0.540	0.49
GS73 – 151K	150.00	1 K	0.750	0.40
GS73 – 181K	180.00	1 K	1.020	0.36
GS73 – 221K	220.00	1 K	1.200	0.31
GS73 – 271K	270.00	1 K	1.310	0.29
GS73 – 331K	330.00	1 K	1.500	0.28
GS73 – 391K	390.00	1 K	1.800	0.26
GS73 – 471K	470.00	1 K	1.950	0.23
GS73 – 561K	560.00	1 K	2.300	0.21
GS73 – 681K	680.00	1 K	2.700	0.13
GS73 – 821K	820.00	1 K	3.200	0.11
GS73 – 102K	1000.00	1 K	3.800	0.08

※101 ~ 102 Test Freq. : 1KHz / 0.25V

※Operating Temp. :  $-40^{\circ}\text{C} \sim +125^{\circ}\text{C}$

※Inductance drop = 10% typ. at IDC.

※Storage Temperature&Humidity :  $\leq 40^{\circ}\text{C}$  & 70% RH maximum

# SMT Unshielded Power Inductors

## GS75

Electrical Characteristics for GS75 Series [GS75 系列電子特性規格]

Part Number 產品料號	Inductance ( $\mu$ H) 電感值 (L)	Test Freq. (Hz) 測試頻率	DCR ( $\Omega$ ) (max) 直流阻抗	IDC (A) (max) 定格電流
GS75 – 100K	10.00	2.52 M	0.070	2.30
GS75 – 120K	12.00	2.52 M	0.080	2.00
GS75 – 150K	15.00	2.52 M	0.090	1.80
GS75 – 180K	18.00	2.52 M	0.100	1.60
GS75 – 220K	22.00	2.52 M	0.110	1.50
GS75 – 270K	27.00	2.52 M	0.120	1.30
GS75 – 330K	33.00	2.52 M	0.130	1.20
GS75 – 390K	39.00	2.52 M	0.160	1.10
GS75 – 470K	47.00	2.52 M	0.180	1.10
GS75 – 560K	56.00	2.52 M	0.240	0.94
GS75 – 680K	68.00	2.52 M	0.280	0.85
GS75 – 820K	82.00	2.52 M	0.370	0.78
GS75 – 101K	100.00	1 K	0.430	0.72
GS75 – 121K	120.00	1 K	0.470	0.66
GS75 – 151K	150.00	1 K	0.640	0.58
GS75 – 181K	180.00	1 K	0.710	0.51
GS75 – 221K	220.00	1 K	0.960	0.49
GS75 – 271K	270.00	1 K	1.110	0.42
GS75 – 331K	330.00	1 K	1.260	0.40
GS75 – 391K	390.00	1 K	1.770	0.36
GS75 – 471K	470.00	1 K	1.960	0.34
GS75 – 561K	560.00	1 K	2.000	0.33
GS75 – 681K	680.00	1 K	2.200	0.32
GS75 – 821K	820.00	1 K	2.900	0.25
GS75 – 102K	1000.00	1 K	3.900	0.20

※101 ~ 102 Test Freq. : 1KHz / 0.25V

※Operating Temp. :  $-40^{\circ}\text{C} \sim +125^{\circ}\text{C}$

※Inductance drop = 10% typ. at IDC.

※Storage Temperature&Humidity :  $\leq 40^{\circ}\text{C}$  & 70% RH maximum

# SMT Unshielded Power Inductors

## GS104

Electrical Characteristics for GS104 Series [GS104 系列電子特性規格]

Part Number 產品料號	Inductance ( $\mu$ H) 電感值(L)	Test Freq. (Hz) 測試頻率	DCR ( $\Omega$ ) (max) 直流阻抗	IDC (A) (max) 定格電流
GS104 – 100K	10.00	2.52 M	0.053	2.38
GS104 – 120K	12.00	2.52 M	0.061	2.13
GS104 – 150K	15.00	2.52 M	0.070	1.87
GS104 – 180K	18.00	2.52 M	0.081	1.73
GS104 – 220K	22.00	2.52 M	0.088	1.60
GS104 – 270K	27.00	2.52 M	0.100	1.44
GS104 – 330K	33.00	2.52 M	0.120	1.26
GS104 – 390K	39.00	2.52 M	0.151	1.20
GS104 – 470K	47.00	2.52 M	0.170	1.10
GS104 – 560K	56.00	2.52 M	0.199	1.01
GS104 – 680K	68.00	2.52 M	0.223	0.91
GS104 – 820K	82.00	2.52 M	0.252	0.85
GS104 – 101K	100.00	1 K	0.344	0.74
GS104 – 121K	120.00	1 K	0.396	0.69
GS104 – 151K	150.00	1 K	0.544	0.61
GS104 – 181K	180.00	1 K	0.621	0.56
GS104 – 221K	220.00	1 K	0.721	0.53
GS104 – 271K	270.00	1 K	0.949	0.45
GS104 – 331K	330.00	1 K	1.100	0.42
GS104 – 391K	390.00	1 K	1.245	0.38
GS104 – 471K	470.00	1 K	1.526	0.35
GS104 – 561K	560.00	1 K	1.904	0.32
GS104 – 681K	680.00	1 K	2.200	0.31
GS104 – 821K	820.00	1 K	2.700	0.30
GS104 – 102K	1000.00	1 K	3.500	0.29

※101 ~ 102 Test Freq. : 1KHz / 0.25V

※Operating Temp. :  $-40^{\circ}\text{C} \sim +125^{\circ}\text{C}$

※Inductance drop = 10% typ. at IDC.

※Storage Temperature&Humidity :  $\leq 40^{\circ}\text{C}$  & 70% RH maximum



# SMT Unshielded Power Inductors

## GS105

Electrical Characteristics for GS105 Series [GS105 系列電子特性規格]

Part Number 產品料號	Inductance ( $\mu$ H) 電感值 (L)	Test Freq. (Hz) 測試頻率	DCR ( $\Omega$ ) (max) 直流阻抗	IDC (A) (max) 定格電流
GS105 – 100K	10.00	2.52 M	0.060	2.60
GS105 – 120K	12.00	2.52 M	0.070	2.45
GS105 – 150K	15.00	2.52 M	0.080	2.27
GS105 – 180K	18.00	2.52 M	0.090	2.15
GS105 – 220K	22.00	2.52 M	0.100	1.95
GS105 – 270K	27.00	2.52 M	0.110	1.76
GS105 – 330K	33.00	2.52 M	0.120	1.50
GS105 – 390K	39.00	2.52 M	0.140	1.37
GS105 – 470K	47.00	2.52 M	0.170	1.28
GS105 – 560K	56.00	2.52 M	0.190	1.17
GS105 – 680K	68.00	2.52 M	0.220	1.11
GS105 – 820K	82.00	2.52 M	0.250	1.00
GS105 – 101K	100.00	1 K	0.350	0.97
GS105 – 121K	120.00	1 K	0.400	0.89
GS105 – 151K	150.00	1 K	0.470	0.78
GS105 – 181K	180.00	1 K	0.630	0.72
GS105 – 221K	220.00	1 K	0.730	0.66
GS105 – 271K	270.00	1 K	0.970	0.57
GS105 – 331K	330.00	1 K	1.150	0.52
GS105 – 391K	390.00	1 K	1.300	0.48
GS105 – 471K	470.00	1 K	1.480	0.42
GS105 – 561K	560.00	1 K	1.900	0.33
GS105 – 681K	680.00	1 K	2.250	0.28
GS105 – 821K	820.00	1 K	2.550	0.24
GS105 – 102K	1000.00	1 K	3.000	0.20

※101~102 Test Freq. : 1KHz / 0.25V

※Operating Temp. : -40°C ~ +125°C

※Inductance drop = 10% typ. at IDC.

※Storage Temperature&Humidity :  $\leq$  40°C & 70% RH maximum